

Officials Support Center

Connected Full Site Support

Monday, October 03, 2011

[Get ArbiterConnected](#)

[Add a phone number](#)

[Add an email address](#)


[Enable notifications](#)

Get ArbiterConnected

1. Go to ArbiterSports.com and sign in.
2. Click Switch Views > Official.
3. Click Connected > Sign Up Now.
4. Select a subscription plan and payment type.
5. Enter your payment and billing information and click Submit.






[Back to Top](#)

Add a phone number

1. Go to ArbiterSports.com and sign in.
2. Click Switch Views > Official > Connected.
3. Click  in Phone Numbers.

Phone Numbers

Listed below are the phone numbers in your ArbiterSports account. In order to receive text alerts, please select a carrier for your mobile numbers. You may be charged by your carrier for receiving text messages.

Phone Numbers	Ext	Type	Carrier	Public	Note	Test	
801-576-9436	Ext.	Cellular	AT&T	<input checked="" type="checkbox"/>	Available 9 am - 5 pm		
801-576-1251	505	Work		<input checked="" type="checkbox"/>	Available 9 am - 5 pm		

[Save](#)

4. Enter the phone number information and click Save in *Phone Numbers*.


Carrier - Required to receive text message notifications. Click  to receive a test text message.

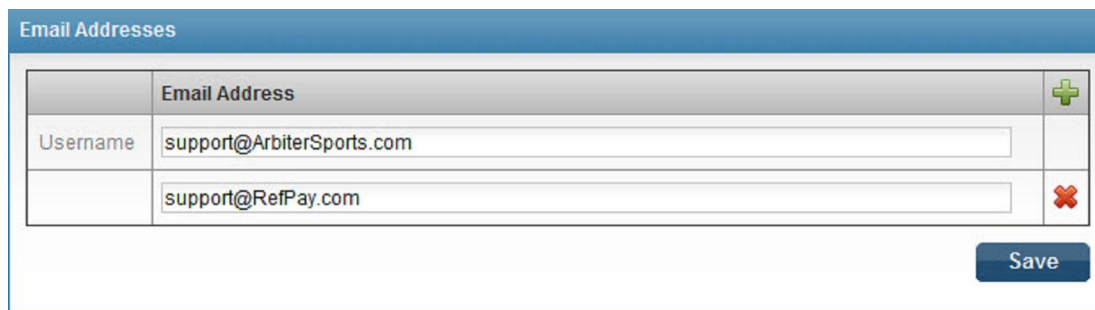
Public - Check to make number visible to other officials / contacts.



Click  to delete a phone number.

[Back to Top](#)

Add an email address

1. Go to Arbitersports.com and sign in.
2. Click Switch Views > Official > Connected.
3. Click  in *Email Addresses*.



Email Address		
Username	<input type="text" value="support@ArbiterSports.com"/>	
	<input type="text" value="support@RefPay.com"/>	

[Save](#)

4. Enter an email address and click Save in *Email Addresses*.

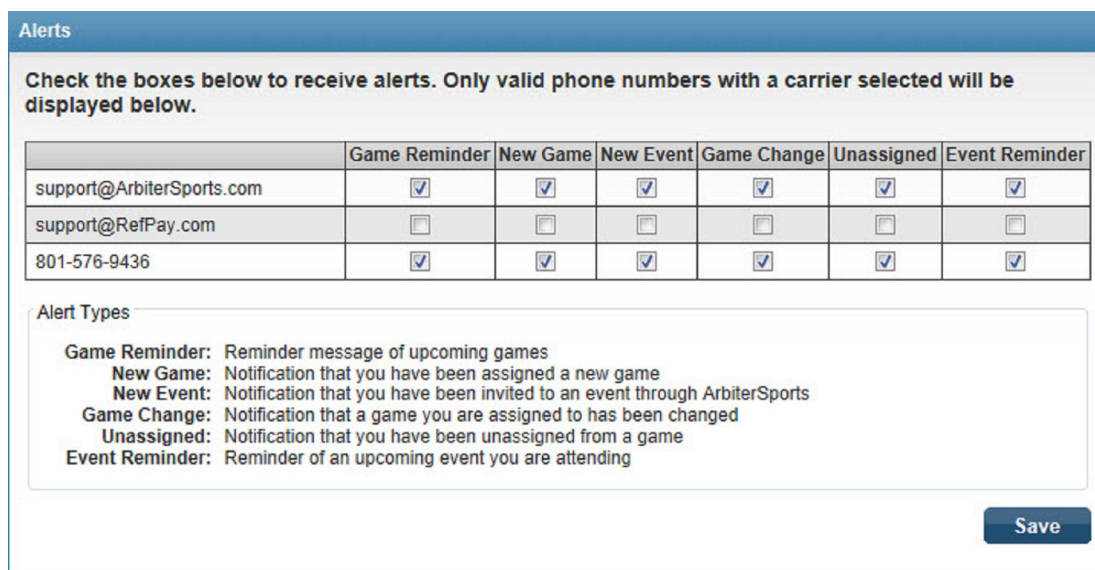
Click  to delete an email address.

[Back to Top](#)

Enable email notifications

To enable email notifications you must first add an email address to your profile. See [Add an email address](#).

1. Go to Arbitersports.com and sign in.
2. Click Switch Views > Official > Connected.
3. Check which types of notifications you'd like to receive and click Save in *Alerts*.



Check the boxes below to receive alerts. Only valid phone numbers with a carrier selected will be displayed below.

	Game Reminder	New Game	New Event	Game Change	Unassigned	Event Reminder
support@ArbiterSports.com	<input checked="" type="checkbox"/>	<input checked="" type="checkbox"/>	<input checked="" type="checkbox"/>	<input checked="" type="checkbox"/>	<input checked="" type="checkbox"/>	<input checked="" type="checkbox"/>
support@RefPay.com	<input type="checkbox"/>	<input type="checkbox"/>	<input type="checkbox"/>	<input type="checkbox"/>	<input type="checkbox"/>	<input type="checkbox"/>
801-576-9436	<input checked="" type="checkbox"/>	<input checked="" type="checkbox"/>	<input checked="" type="checkbox"/>	<input checked="" type="checkbox"/>	<input checked="" type="checkbox"/>	<input checked="" type="checkbox"/>

Alert Types

- Game Reminder:** Reminder message of upcoming games
- New Game:** Notification that you have been assigned a new game
- New Event:** Notification that you have been invited to an event through Arbitersports
- Game Change:** Notification that a game you are assigned to has been changed
- Unassigned:** Notification that you have been unassigned from a game
- Event Reminder:** Reminder of an upcoming event you are attending

[Save](#)

[Back to Top](#)

Enable Text Message Notifications

To enable text message notifications you must first add a phone number with a carrier to your profile. See [Add a phone number](#).

1. Go to Arbitersports.com and sign in.
2. Click Switch Views > Official > Connected.

3. Check which types of notifications you'd like to receive and click Save in Alerts.

Alerts

Check the boxes below to receive alerts. Only valid phone numbers with a carrier selected will be displayed below.

	Game Reminder	New Game	New Event	Game Change	Unassigned	Event Reminder
support@ArbiterSports.com	<input checked="" type="checkbox"/>	<input checked="" type="checkbox"/>	<input checked="" type="checkbox"/>	<input checked="" type="checkbox"/>	<input checked="" type="checkbox"/>	<input checked="" type="checkbox"/>
support@RefPay.com	<input type="checkbox"/>	<input type="checkbox"/>	<input type="checkbox"/>	<input type="checkbox"/>	<input type="checkbox"/>	<input type="checkbox"/>
801-576-9436	<input checked="" type="checkbox"/>	<input checked="" type="checkbox"/>	<input checked="" type="checkbox"/>	<input checked="" type="checkbox"/>	<input checked="" type="checkbox"/>	<input checked="" type="checkbox"/>

Alert Types

- Game Reminder:** Reminder message of upcoming games
- New Game:** Notification that you have been assigned a new game
- New Event:** Notification that you have been invited to an event through ArbiterSports
- Game Change:** Notification that a game you are assigned to has been changed
- Unassigned:** Notification that you have been unassigned from a game
- Event Reminder:** Reminder of an upcoming event you are attending

[Back to Top](#)